



Decide with Confidence

Dun & Bradstreet

INSIGHT: GCC Stock Markets

August 2009

Stock Markets Rebound

Stock markets across the world rebounded last month with better than expected corporate earnings raising hopes that the world economy has started to come out of the prolonged recession. Investors turned bullish again on expectations that the world's biggest economy, the United States, will post positive GDP growth figures in the second half of the year when the real benefits of the stimulus measures start showing more results.

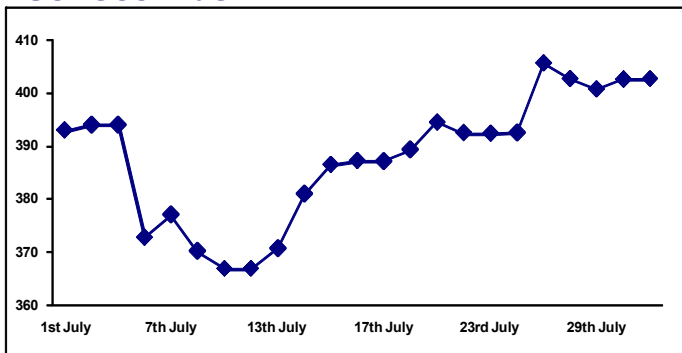
The Dow Jones Industrial Average (DJIA) posted a gain of 8.58% and ended the month above its 9000 psychological level for the first time since January 09. The surge was supported by healthy corporate earnings reported by financial heavyweight stocks which had garnered substantial profits on the back of buoyant trading activity as the markets have turned-around since the beginning of the second quarter. The uptrend was also supported by the quarterly results of chip maker giant, Intel Corp., who beat Wall Street forecasts on the back of better than expected consumer demand for personal computers and gave a strong outlook for the rest of the year. On the realty front, the housing starts in US jumped 3.6% and the sales of previously held homes also climbed for a third straight month to 4.8

million units. The stock markets were further fueled with optimism after the IMF revised the GDP growth forecast of the World Economy upwards to 2.5% for the year 2010 from an earlier estimate of 1.9%. On the other hand, China reported that its GDP for the second quarter grew by 7.9% on the back of record lending by banks and a massive stimulus package which has kept its domestic demand upbeat.

The performance of the GCC stock markets was in line with its international peers and investors shrugged off concerns of mixed corporate earnings. A rebound in oil prices also led to an uptrend momentum as investors resumed their buying activity after a dull trading session witnessed in the month of June.

Investors' sentiments are looking upbeat as world economic recovery is expected to gain further momentum in the second half of the year. However, the GCC stock markets might miss the rally due to the ongoing summer season.

MSCI GCC Index



GCC Indices

Market	31 Jul	30 Jun	%MTD	Mkt Cap (US\$bn)*
ADXGI	2,800.81	2,631.32	6.44	72.88
BASI	1,502.23	1,581.67	-5.02	16.83
DFMGI	1,818.34	1,784.45	1.90	38.27
DSM20	6,707.73	6,491.65	3.33	78.19
KSEMI	7,679.50	8,080.30	-4.96	107.72
MSM30	5,846.22	5,612.21	4.17	16.17
TASI	5,778.14	5,596.46	3.25	297.35

* - As on 31 July 2009

Commodities

US\$ per barrel	31 Jul	30 Jun	%MTD	%YTD
OPEC Basket	68.59	69.83	-1.78	92.78
US\$ per ounce			%MTD	%YTD
Gold	953.10	944.60	0.90	7.87
US\$ per tonne			%MTD	%YTD
Aluminium	1,887	1,651	14.33	26.14
Copper	5,708	5,102	11.88	94.46
Steel	415	405	2.47	23.88

World Indices

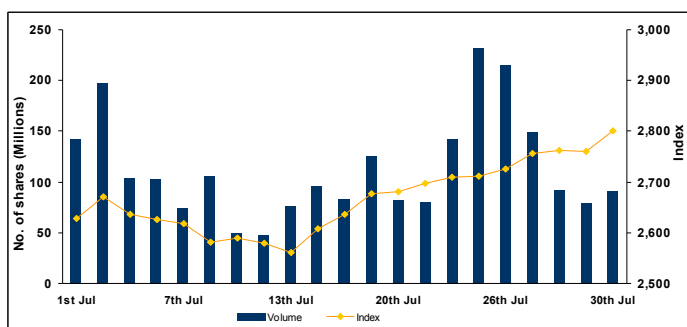
Market	31 Jul	30 Jun	%MTD	%YTD
DJIA	9,171.61	8,447.00	8.58	4.50
FTSE	4,608.40	4,249.20	8.45	3.93
KOSPI	1,557.29	1,390.07	12.03	38.49
NASDAQ	1,978.50	1,835.04	7.82	25.46
NIFTY	4,636.45	4,291.10	8.05	56.68
NIKKEI	10,356.83	9,958.44	4.00	16.90
SSE Composite	3,412.06	2,959.36	15.30	87.39



Abu Dhabi Securities Exchange (ADX)

Decide with Confidence

ADX General Index



Insight

The Abu Dhabi market surged 6.4% with strong buying activity witnessed in banking and energy stocks. The banking sub index was the prime gainer which registered returns of 15.3% lead by shares of National Bank of Abu Dhabi, which closed the month up by 41.3% on the back of better than expected corporate earnings for Q2 and announcement of share buy-back plans. First Gulf Bank followed with gains of 27.3% after the company reported that it has made AED 775 mn profits in Q2 2009. However, the earnings are down 4% from the same period last year.

Recent News

- Fujairah Trade Centre Company earnings rose 43.57% to AED 897,174 as reported in the, interim results for the first half of the year ending 30 June 2009 as against earnings of AED 624,929 for the previous period. Earnings for April-June quarter were AED 571,845.
- Abu Dhabi National Energy Company plans to expand operations in the UK with the acquisition of assets from Shell Limited (Shell) and Esso Exploration and Production Ltd (ExxonMobil). The investment outlay will be in the range of GBP 500 mn.
- Emirates Telecommunications Corporation has announced that its subsidiary Etisalat DB Telecom India, has signed a 10 year, US\$ 2.2 bn contract with Reliance Communications (India) to share telecom infrastructure.
- The National Bank of Ras Al Khaimah has announced expansion plans with the opening of additional branches in the coming year. A new branch was opened recently in Mussafah, and two additional branches will be opened in 2009 while 5 branches are slated to be operational in 2010.
- Aabar Investments has announced that it has acquired a 40% stake in Tesla Motors Inc. from Daimler AG (Germany).

Sectoral Trends

Sector	31 Jul	30 Jun	%MTD	%YTD
General index	2,800.81	2,631.32	6.44	17.19
Bankg & Fin Svcs	4,054.35	3,514.63	15.36	27.95
Construction	3,423.28	3,583.80	-4.48	-23.09
Consumer	1,428.97	1,407.79	1.50	21.61
Energy	205.31	189.80	8.17	68.14
Health Care	1,165.82	1,214.77	-4.03	-14.59
Industrial	2,296.84	2,294.45	0.10	4.62
Insurance	2,998.48	3,189.58	-5.99	-14.32
Real Estate	499.79	483.55	3.36	-1.42
Telecommunication	2,087.76	2,067.29	0.99	23.26

- Abu Dhabi Ship Building Company has signed a MOU with BVT Surface Fleet (UK) to establish a company in Abu Dhabi in 2009. This joint venture project will provide support services to the Navy and security organizations in the GCC.
- Abu Dhabi Islamic Bank posted earnings of AED 214 mn for the second quarter of the year. Q2 2009 earnings rose 48.71% as compared to earnings of AED 143.9 mn for Q2 2008.

Top Gainers

Company	31 Jul	30 Jun	Change	%Chg
Nat Bk Abu Dhabi	13.85	9.80	4.05	41.33
First Gulf Bank	16.55	13.00	3.55	27.31
Agthia Group PJSC	1.68	1.36	0.32	23.53
Aabar Investments	2.29	1.97	0.32	16.24
AbuDhabi Comm Bk	1.87	1.61	0.26	16.15

Top Losers

Company	31 Jul	30 Jun	Change	%Chg
Abu Dhabi Nat. Ins	5.50	7.34	-1.84	-25.07
Fujairah Cement	3.00	3.61	-0.61	-16.90
Gulf Medical Proj	2.55	2.90	-0.35	-12.07
United Arab Bank	6.26	6.95	-0.69	-9.93
Al Dhafra Ins Co	5.05	5.60	-0.55	-9.82

Most Active by Volume

Company	Volume	CMP (AED)	%Chg
RAK Properties	666,409,917	0.72	0.00
Dana Gas	636,736,224	1.15	7.48
ALDAR Properties	194,892,873	4.00	4.71
Sorouh Real Estate	184,200,788	2.86	2.14
Aabar Investments	170,034,496	2.29	16.24

Most Active by Value

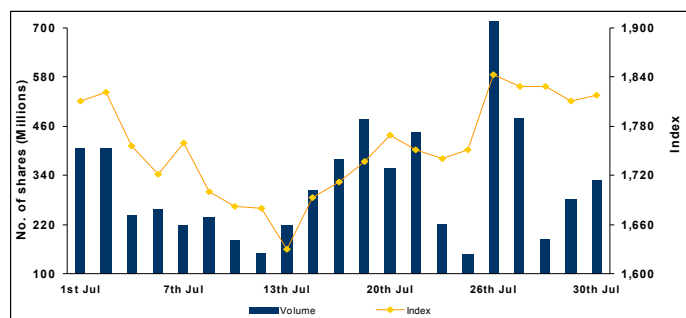
Company	Value (AED)	CMP (AED)	%Chg
ALDAR Properties	723,831,692.09	4.00	4.71
Dana Gas	693,205,526.60	1.15	7.48
Sorouh Real Estate	487,319,763.94	2.86	2.14
RAK Properties	474,780,551.79	0.72	0.00
Aabar Investments	357,576,269.02	2.29	16.24



Decide with Confidence

Dubai Financial Market (DFM)

DFM General Index



Insight

The benchmark DFM General Index ended the month's trading session up marginally by 1.9% with broad based buying seen across all sectors. The transportation sector surged 14.3% led by Aramex which gained a massive 36.3% after the company decided to allow 49% foreign ownership of its shares. The shares of Emaar Properties dipped to a low of AED 2.28 on the back of false rumors of the delay of the opening of its marquee project, Burj Dubai. However, the share gradually climbed back to close the month at AED 2.74 and also supported the broader general index.

Recent News

- Emirates NBD has posted H1 2009 net profit of AED 2.1 bn, down 20% from AED 2.65 bn in the same period a year ago. First half earnings per share fell 20% to AED 0.38, from AED 0.48 in 2008. Deposits rose to AED 170.5 mn in the first six months of the year, compared with AED 162.3 mn in the year earlier period. Loans for the same period increased 3.7% to AED 216.6 mn from AED 208.9 mn in the first-half of 2008.
- Emaar Properties, reported a net loss of AED 1.285 bn (US\$ 350 mn) in the Q2 2009, compared with a net profit of AED 2.11 bn in the same period in 2008, after the AED 1.72 bn write down of the complete book value related to its US based JL Homes division due to continued slow down in the US real estate market.
- Dubai Islamic Bank (DIB) has reported first half net profit for 2009 at AED 820 mn which is 37% down from AED 1.302 bn in 2008. DIB said that it took provisions of AED 135 mn for the second quarter. The lender's total assets as of 30 June 2009 reached AED 87.8 bn, while its "financing-to-deposit" ratio for the first-half stood at 71% as on 30 June.
- Commercial Bank of Dubai has announced that its Q2 2009 net profit stood at AED 268 mn (US\$ 73 mn).

Sectoral Trends

Sector	31 Jul	30 Jun	%MTD	%YTD
General Index	1,818.34	1,784.45	1.90	11.13
Banking	1,065.10	1,071.48	-0.60	-2.89
Investment	2,592.09	2,535.40	2.24	6.66
Insurance	3,812.61	3,710.04	2.76	14.28
Real Estate	3,041.61	3,034.57	0.23	28.02
Transportation	510.14	445.97	14.39	34.72
Materials	154.81	148.64	4.15	-37.44
C Staples	478.00	478.00	0.00	20.71
Telecom	448.22	412.62	8.63	27.65
Utilities	1,694.71	1,550.48	9.30	80.77

This represents a 10.3% drop from the AED 298.8 mn net profit reported in the same period last year.

- Dubai Financial Market Co has posted a second-quarter 2009 net profit of AED 128.30 mn (US\$ 35 mn), a 48% drop from AED 245.45 mn a year earlier. Net profit for the first half of 2009 stood at AED 186.8 mn which translates into a 67% fall from last year's first half net profit of AED 560 mn.
- Aramex, the Dubai based logistics company has announced that effective 01 July 2009 it will allow foreigners outside of the GCC to own 49% of its shares.

Top Gainers

Company	31 Jul	30 Jun	Change	%Chg
ARAMEX	1.65	1.21	0.44	36.36
Kuwait Fin & Inv	4.47	3.89	0.58	14.91
Union Prop	1.06	0.93	0.13	13.98
Islamic Arabic Ins	1.29	1.15	0.14	12.17
Nat Gen Cooling Co	0.94	0.86	0.08	9.30

Top Losers

Company	31 Jul	30 Jun	Change	%Chg
Arab Ins Gr	1.80	2.25	-0.45	-20.00
Al Salam Bk-Sudan	2.33	2.62	-0.29	-11.07
Ektitab Hldg Co	0.89	1.00	-0.11	-11.00
Al Mazaya Hldg Co	4.38	4.86	-0.48	-9.88
SHUAA Capital	1.59	1.72	-0.13	-7.56

Most Active by Volume

Company	Volume	CMP (AED)	%Chg
Dubai Fin Mkt	819,836,073	1.72	5.52
DEYAAR	817,415,519	0.76	0.00
EMAAR Prop	694,169,780	2.74	-1.44
Union Prop	634,086,931	1.06	13.98
Drake & Scull Int	631,971,470	0.88	-3.30

Most Active by Value

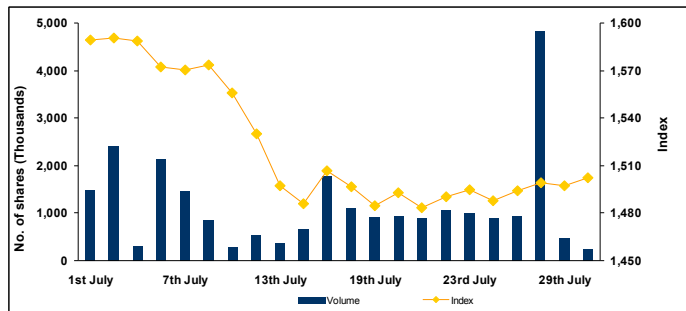
Company	Value (AED)	CMP (AED)	%Chg
EMAAR Prop	1,802,040,134	2.74	-1.44
Arabtec Hldg Co	1,364,933,756	2.73	2.63
Dubai Fin Mkt	1,315,706,682	1.72	5.52
ARAMEX	647,147,223	1.65	36.36
Union Prop	614,947,918	1.06	13.98



Decide with Confidence

Bahrain Stock Exchange (BSE)

BSE General Index



Insight

The BASI was the biggest loser in the region, down 5.02% due to persistent weak investor appetite. The banking sector led the downturn, plunging 6.44% led by Bahrain Islamic Bank which declined 17% after reporting a 91.5% dip in its half yearly net profits as compared to the same period last year. Arab Banking Corporation led the advancers chart and gained 10.31% after the company announced a net profit of US\$ 54 mn for H1 2009. Al Salam Bank which announced an acquisition of a 90.4% stake in Bahraini Saudi Bank was the most actively traded scrip during the month.

Recent News

- Bahrain Islamic Bank has announced that it has acquired a stake in the US\$ 2.1 bn Al Dur Independent Water and Power Project.
- Arab Banking Corporation has reported that it has completed its contract as a financial advisor for Disi Water Company (Jordan) and closed the 21 year US\$ 475 mn loan facility.
- Al Salam Bank has announced that it had acquired a stake of 90.43% of Bahrain Saudi Bank. The number of shares Al Salam Bank now holds is 452,150,083.
- Nass Corporation's fully owned subsidiary Nass Contracting Company, has been given provisional approval by the Ministry of Work, Bahrain, for the Asphalt Surfacing and Reinstatement Term contract valued at BHD 2.25 mn.
- National Bank of Bahrain reported interim results for the period ending 30 June 2009. Earnings for this period stood at BHD 25.60 mn as against BHD 25.57 mn for the previous period.
- Batelco Millennium India Company (India) a subsidiary of Bahrain Telecommunications Company announced that it now has a 42.7% stake in S Tel (India). In July the company acquired additional stake in S Tel for US\$ 38.8 mn.

Sectoral Trends

Sector	31 Jul	30 Jun	%MTD	%YTD
General Index	1,502.23	1,581.67	-5.02	-16.73
Commercial Banks	1,721.40	1,839.84	-6.44	-18.69
Investment	1,286.75	1,359.10	-5.32	-18.69
Insurance	1,877.23	1,867.73	0.51	-17.52
Services	1,462.35	1,513.66	-3.39	-10.74
Industrial	1,179.04	1,179.04	0.00	-7.45
Hotels & Tourism	3,012.02	2,954.42	1.95	5.74

- Bahrain Telecommunications Company posted interim results for the period ending 30 June 2009. Earnings for this period rose by 6.67% to BHD 54.21 mn as against BHD 50.82 mn for the previous period.
- Gulf Hotels Group reported earnings of BHD 6.09 mn in its interim results for H1 ending 30 June 2009. Earnings for Q2 2009 were BHD 2.94 mn.
- United Finance Company reported earnings of US\$ 167,630 in its interim results for H1 ending 30 June 2009 as against US\$ 7.99 mn for the previous period.
- Seef properties reported earnings of BHD 4.01 mn in its interim results for the first half of the year ending 30 June 2009 as compared to BHD 4.32 mn for the previous period.

Top Gainers (BHD other than mentioned)

Company	31 Jul	30 Jun	Change	%Chg
Arab Banking Corp	\$0.690	\$0.610	0.080	13.11
Banader Hotels Co.	0.071	0.066	0.005	7.58
United Gulf Invst	0.135	0.130	0.005	3.85
Esterad Invst Co	0.320	0.310	0.010	3.23
Gulf Hotels Group	0.565	0.550	0.015	2.73

Top Losers (BHD other than mentioned)

Company	31 Jul	30 Jun	Change	%Chg
Al Baraka Bking Grp	\$1.380	\$1.840	-0.460	-25.00
Ithmaar Bank	\$0.205	\$0.260	-0.055	-21.15
Bahrain Islamic Bk	0.214	0.258	-0.044	-17.05
INOVEST	\$0.770	\$0.860	-0.090	-10.47
Ahli United Bk	\$0.470	\$0.520	-0.050	-9.62

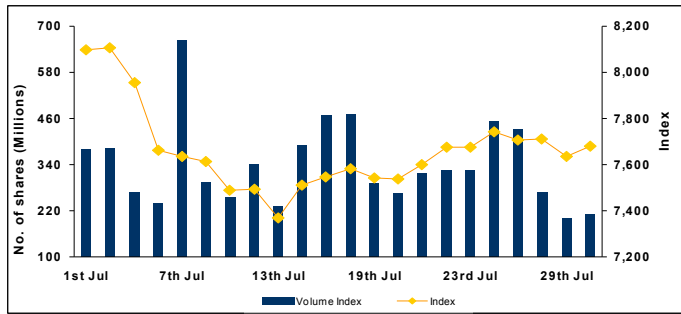
Most Active by Volume (BHD other than mentioned)

Company	Volume	CMP (BHD)	%Chg
Al Salam Bk	9,149,469	0.112	-2.61
Ithmaar Bank	3,097,608	\$0.205	-21.15
Ahli United Bk	3,011,117	\$0.470	-9.62
Gulf Fin House	1,943,963	\$0.795	-7.56
Seef Properties	1,584,000	0.128	-5.88

Most Active by Value (BHD other than mentioned)

Company	Value (BHD)	CMP (BHD)	%Chg
Al Salam Bk	1,031,628	0.112	-2.61
Bahrain Telecomm	843,405	0.555	-3.48
Gulf Fin House	565,575	\$0.795	-7.56
Ahli United Bk	557,849	\$0.470	-9.62
Ithmaar Bank	262,063	\$0.205	-21.15

KSE General Index



Insight

The KSE index fell 4.96% on the back of poor corporate earnings reported by many blue chip stocks. Broad selling pressure was witnessed across the board as all sectoral indices ended the month in the negative territory. The shares of GulfInvest International Co, which lost 43.94%, propelled the broader investment sector down 7.5%. Agility which bagged contracts worth US\$ 6.5 bn, gained 9.43% in the month of July. The Kuwaiti Central Bank reduced its three repurchase rates by 25 basis points each but the move failed to cheer the investors as selling pressure continued.

Recent News

- Mushrif Trading and Contracting Company has been awarded the 32 month KWD 36,229,970 tender offer by Public Authority for Housing Welfare to improve the soil quality for a residential project.
- Palms Agro Production Company's EGM approved the company's capital reduction from KWD 10,239,900 to KWD 5,239,900. The Kuwait Stock Exchange decided to resume trading in the company's shares, after the latter finalized its capital reduction procedures.
- Kuwait Business Town Real Estate Company's EGM proposed the acquisition of a 99.86% stake (299,600,000 shares) in Al Zumorrodah for Retail and Services and the private placement of 239,688,000 shares allocated to Al Qurain Holding, which still awaits the AGM and EGM's approval.
- Kuwait Finance House has received the Best Innovative Bank and Best Shariah-compliant Real Estate Financing Awards by the London Islamic Sukuk Forum.
- The Central Bank of Kuwait has approved Kuwait Finance and Investment Company's request to sell its treasury shares, for a six months period starting July 21, 2009.

Sectoral Trends

Sector	31 Jul	30 Jun	%MTD	%YTD
General Index	7,679.50	8,080.30	-4.96	-1.32
Banking	8,754.40	9,252.50	-5.38	-10.23
Insurance	2,906.00	2,992.50	-2.89	-12.37
Investment	6,555.60	7,087.50	-7.50	-12.31
Real Estate	3,176.60	3,415.50	-6.99	-7.87
Industrial	5,506.90	5,884.90	-6.42	8.27
Services	15,970.20	16,307.00	-2.07	3.61
Food	4,538.30	4,692.10	-3.28	31.28
Non Kuwaities	8,439.00	8,854.00	-4.69	6.69

- Al Themar International Holding Company has received the approval of the Central Bank of Kuwait to acquire a 20% stake in Boubyan Bank. The approval is valid for a three month period, starting 12 July, 2009. The company announced on 22 July 2009, that it has acquired a 4.7% stake in Boubyan Bank and that it will participate in the public auction for the sale of Kuwait Investment Authority's 19.823% stake in Boubyan Bank.
- The Central Bank of Kuwait has approved Al Mal Investment Company's request to buy back a maximum of 10% of its outstanding shares for a six month period starting 17 July, 2009.

Top Gainers

Company	31 Jul	30 Jun	Change	%Chg
Mushrif Trdg & Cntr	0.224	0.158	0.066	41.77
Osoul Investment	0.073	0.057	0.016	28.07
Future Comm Co	0.340	0.270	0.070	25.93
Hayat Comm Co	0.365	0.290	0.075	25.86
Kwait Bah Int Exc	0.228	0.188	0.040	21.28

Most Active by Volume

Company	Volume	CMP(KWD)	%Chg
Investors Hldg Grp	574,360,000	0.056	-17.65
Al Safwa Grp Co	496,360,000	0.074	-7.50
Mobile Telecom	428,587,500	1.260	6.78
Al Qurain Holding	256,120,000	0.048	-26.15
Al Safat Energy	254,000,000	0.100	-10.71

Top Losers

Company	31 Jul	30 Jun	Change	%Chg
GlfInvst Intl Co	0.074	0.132	-0.058	-43.94
Nat Co for Cons Ind	0.086	0.122	-0.036	-29.51
National Cleaning	0.142	0.194	-0.052	-26.80
Al Qurain Holding	0.048	0.065	-0.017	-26.15
Kout Food Group	0.385	0.510	-0.125	-24.51

Most Active by Value

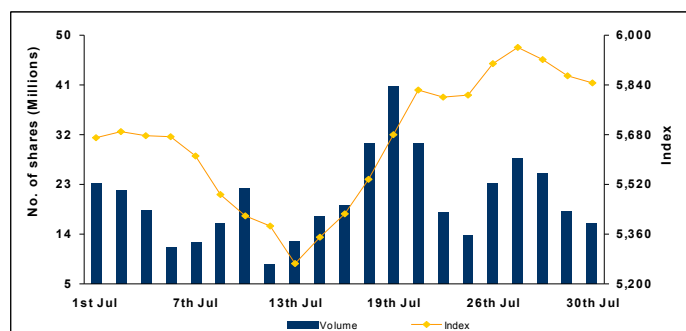
Company	Value (KWD)	CMP(KWD)	%Chg
Mobile Telecom	503,024,300	1.260	6.78
Kuwait Finance Hse	132,383,300	1.240	3.33
The Public Warehsg	119,644,025	1.160	9.43
Nat Bank of Kuwait	96,936,350	1.220	-4.69
The Nat Ind Grp	87,079,350	0.465	3.33



Decide with Confidence

Muscat Stock Market (MSM)

MSM General Index



Insight

The Muscat market gained 4.17% with all the three sectoral indices ending the month in green. The banking & investment index posted the highest advance with Bank Muscat, reporting an increase of 4.5% (yoy) in H1 net profits to OMR 60.4 mn. The scrip closed the month with gains of 4.4% on increased earnings reported despite the bank increasing provisions due to its exposure to the troubled Saudi groups, Al Gosaibi and Saad Group. Oman Invst & Fin Co. surged 15.0% on the back of a 67.5% increase in net profits for H1 2009 as compared to the same period last year.

Recent News

- Al Batinah Development and Investment Holding Company has acquired a stake in Venture Capital Bank (Bahrain), for a value of US\$ 250,000.
- Galfar Engineering and Contracting reported that it has entered into a contract with the Oman Electricity Transmission Company worth OMR 7.01 mn to construct a 132/33 KV grid station and associated transmission line in Qurum (Muscat), for a one-year period.
- Oman Agricultural and Development Company posted annual earnings of OMR 201,427 for the year ended 30 April 2009 as against a loss of OMR 52,962 for the previous comparable period.
- Dhofar Insurance Company reported interim results for the period ending 30 June 2009. Earnings for this period stood at OMR 2.52 mn as against OMR 5.82 mn for the previous period.
- Sohar Power Company posted earnings of OMR 1.74 mn in its interim results for the period up to 30 June 2009; earnings for the comparable period last year were OMR 630,000.
- Ahli Bank reported earnings of OMR 3.42 mn in its interim results for the first half of the year ending 30

Sectoral Trends

Sector	31 Jul	30 Jun	%MTD	%YTD
General Index	5,846.22	5,612.21	4.17	7.45
Banking & Investment	7,998.64	7,646.95	4.60	20.81
Industry	6,388.76	6,293.40	1.52	47.83
Service & Insurance	2,467.28	2,427.06	1.66	-2.40

June 2009. Earnings for Q2 2009 were OMR 2.01 mn as against OMR 1.09 mn for Q2 2008.

- Bank Sohar reported earnings of OMR 1.67 mn in its interim results for the first half of the year ending 30 June 2009 as against losses of OMR 981,000 for the previous period. Earnings for April-June quarter were OMR 2.45 mn.
- United Finance Company posted earnings of OMR 64,537 in its interim results for the period up to 30 June 2009; earnings for the comparable period last year were OMR 3.08 mn.
- Gulf International Chemicals announced its plans to enter an alliance with a Europe based chemicals manufacturer operating in the Middle East.

Top Gainers

Company	31 Jul	30 Jun	Change	%Chg
Al Jazeera Services	0.240	0.120	0.120	100.00
Oman Cement	0.660	0.555	0.105	18.92
Gulf Int Chemicals	0.179	0.151	0.028	18.54
Oman United Ins	0.185	0.160	0.025	15.63
Oman Inv & Fin	0.253	0.220	0.033	15.00

Top Losers

Company	31 Jul	30 Jun	Change	%Chg
Oman Chemical Ind	0.080	0.105	-0.025	-23.81
Oman Chlorine	0.329	0.389	-0.060	-15.42
Gulf Inv Services	0.126	0.146	-0.020	-13.70
Al Sharqia Inv	0.107	0.123	-0.016	-13.01
United Finance	0.136	0.154	-0.018	-11.69

Most Active by Volume

Company	Volume	CMP(OMR)	%Chg
Bank Sohar	33,172,243	0.179	11.88
Al Jazeera Services	26,265,245	0.240	100.00
Oman&Emirates OM	25,464,398	0.219	-3.52
Al Anwar Holding	24,689,859	0.219	0.46
Galfar Engineering	19,684,528	0.663	5.57

Most Active by Value

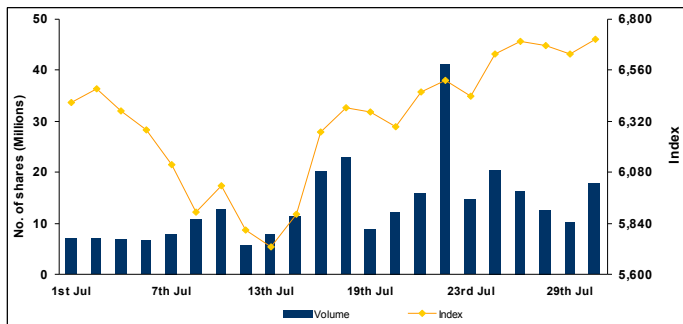
Company	Value (OMR)	CMP(OMR)	%Chg
Dhofar Pwr Pref Sh	16,112,296	1.420	0.00
Oman Telecom	13,256,061	1.329	6.32
Bank Muscat	13,132,192	0.729	3.55
Galfar Engineering	12,860,485	0.663	5.57
Oman Cement	12,218,899	0.660	18.92



Decide with Confidence

Qatar Exchange (QE)

DSM General Index



Insight

The DSM20 reversed last month's losses and ended the month up 3.33% with three out of its four sub-indices registering positive returns. The banking sector was the major gainer, up 6.53% being led by QNB which reported an 11.33% increase in its H1 profits over the same period last year, increasing the share price up 7.08%. Doha Bank posted a 12% (yoy) increase in net profits for H1 2009 also appreciated 12.97%. United Dev Co was the major gainer, up 26.9% on account of a 290% jump in its net profits for H1 2009 as compared to the same period last year.

Recent News

- According to a report from the Qatar Central Bank, bank lending in Qatar fell by QAR 15.5 bn during Q1 2009, a 7% decline from the end of December 2008. The total amount of bank loans for the first quarter of 2009 reached QAR 227 bn, compared to QAR 242.5 bn in the final quarter of 2008.
- Barwa Real Estate Co has announced plans to merge its hotel and maintenance units, Barwa Hotels & Resorts Co. and Barwa for Maintenance Services Co into a single legal entity. It is also in the process of merging with Qatar Real Estate Investment Co, following the Qatari government's order regarding the merger of the two development firms amid growing concerns over the gas rich Gulf state's real estate sector in January 2009.
- Qatar National Bank, the country's largest lender by market value, has reported a net profit of QAR 2.1 bn (US\$ 576 mn) for the first half of 2009 which is 11.3% higher as compared to the previous year. Total assets at the end of June stood at QAR 147.1 bn and earnings per share in the first six months of 2009 rose to QAR 6.9, from QAR 6.3 a year ago.
- The Commercial Bank of Qatar has said that its first half 2009 net profit fell 9.3% to QAR 943.3 mn (US\$ 259.1 mn), from QAR 1 bn a year ago. Earnings per

Sectoral Trends

Sector	31 Jul	30 Jun	%MTD	%YTD
General Index	6,707.73	6,491.65	3.33	-2.59
Banking	9,545.82	8,960.82	6.53	-7.50
Insurance	3,968.28	3,887.84	2.07	-20.00
Industry	6,779.48	6,645.63	2.01	4.44
Services	4,989.32	5,163.55	-3.37	7.06

share were down at QAR 4.41 from QAR 5.68 in the corresponding period in the previous year.

- Doha Bank said its first half net profit rose 12% to QAR 646 mn (US\$ 77.5 mn) from QAR 579.3 mn a year earlier. Earnings per share for the period rose slightly to QAR 3.57 from QAR 3.36 during the same period a year earlier.
- Qatar Navigation Co has posted a first-half net profit of QAR 347.6 mn (US\$ 94.6 mn), a 12% dip from QAR 398.2 mn in the previous year. The earnings per share in the first six months of the year were QAR 4.83, down from QAR 5.89 in H1 2008.
- Qatar based United Development Co. said its H1 2009 profit rose to QAR 325 mn from QAR 99.2 mn a year earlier. Earnings per share for the period rose to QAR 3.03 from QAR 0.92 a year earlier.

Top Gainers

Company	31 Jul	30 Jun	Change	%Chg
United Dev Co	38.60	30.40	8.20	26.97
Qatar Elec Water	113.20	100.20	13.00	12.97
Doha Bk	41.80	37.00	4.80	12.97
Qatar Isl Bk	81.20	72.50	8.70	12.00
Gulf Int Ser	29.50	26.90	2.60	9.67

Top Losers

Company	31 Jul	30 Jun	Change	%Chg
Ezdan Real Est	20.20	27.00	-6.80	-25.19
Diala Hldg	14.10	16.50	-2.40	-14.55
Barwa Real Est	31.10	35.20	-4.10	-11.65
Gulf Hldg Co	16.80	18.20	-1.40	-7.69
Qatar Gen Ins	50.00	54.00	-4.00	-7.41

Most Active by Volume

Company	Volume	CMP (QAR)	%Chg
Masraf Al Rayan	69,780,726	12.00	-4.00
Vodafone Qatar	58,436,542	10.40	NA
Qatar Gas Trans	48,316,774	24.30	0.83
Barwa Real Est	22,677,012	31.10	-11.65
Gulf Int Ser	15,831,891	29.50	9.67

Most Active by Value

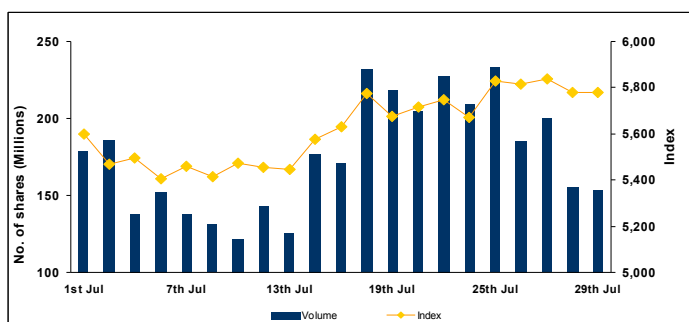
Company	Value (QAR)	CMP (QAR)	%Chg
Inds Qatar	1,215,518,929	105.00	-1.13
Qatar Gas Trans	1,069,726,475	24.30	0.83
Masraf Al Rayan	829,649,637	12.00	-4.00
Barwa Real Est	697,908,110	31.10	-11.65
Vodafone Qatar	640,803,412	10.40	NA



Decide with Confidence

Saudi Stock Exchange (SSE)

SSE General Index



Insight

The TASI surged 3.25% and was the leading gainer YTD, up 20.30%. The shares of Savola Group appreciated by 14.16% on their acquisition of Geant Supermarket for SAR 440 mn. Earlier during the month, the company also announced distribution of 2.5% cash dividends for Q2. The shares of newly listed Al Rajhi Co for Co-op Ins and ACE Arabia Co-op Ins Co gained a massive 732.5% 662.5% respectively. Despite these gains registered by the debutants, the insurance sector retreated by 5.16% to end the month in red on account of these securities being excluded from the index calculation.

Recent News

- Basic Chemical Industries has proposed the distribution of 25% bonus shares. On 25 May 2009 the Capital Market Authority approved the 25% capital increase, which awaits the EGM's approval. On 25 July 2009 the company announced that the EGM is postponed to 18 August 2009 due to lack of legal quorum.
- Astra Industrial Group announced on 26 July 2009 that it has received Al Maseera International's initial approval to acquire a 51% stake in the latter's steel unit in Jordan.
- Saudi Arabian Amiantit Company announced that its 80% owned subsidiary, PWT, has signed an SAR 258.75 mn contract with the Republic of Turkmenistan to supply Eshq Abad City with freshwater, in addition to the construction of a sewage network.
- Aseer Trading Tourism Industrial Agricultural Real Estate and Contracting Company announced that it has acquired 3.2 million meter square parcel of land in north of Riyadh for a total value of SAR 210 mn.

Sectoral Trends

Sector	31 Jul	30 Jun	%MTD	%YTD
Genl Index / TASI	5,778.14	5,596.46	3.25	20.30
Banks & Fin Svcs	15,197.33	14,658.50	3.68	11.78
Petrochemical Inds	4,576.88	4,303.51	6.35	44.34
Cement	3,759.80	3,654.91	2.87	23.06
Retail	4,363.60	4,329.39	0.79	16.89
Energy & Utilities	3,590.27	3,636.95	-1.28	5.13
Agri & Food Inds	4,520.56	4,296.81	5.21	17.10
Telecm & Info Tech	1,816.05	1,793.75	1.24	10.30
Insurance	997.10	1,051.31	-5.16	63.56
Multi-Investment	2,475.15	2,447.74	1.12	20.58
Industrial Inv	4,423.27	4,199.32	5.33	34.46
Bldg & Constrctn	4,147.81	4,234.36	-2.04	5.80
Real Estate Dev	3,524.33	3,608.99	-2.35	9.65
Transport	3,382.98	3,307.10	2.29	14.68
Media and Publsghg	2,127.92	2,179.60	-2.37	19.29
Hotel & Tourism	6,260.30	5,916.67	5.81	57.02

Top Gainers

Company	31 Jul	30 Jun	Change	%Chg
Al Rajhi Co-op Ins	83.25	10.00	73.25	732.50
ACE Arabia Ins	76.25	10.00	66.25	662.50
AXA Co-op Ins	34.20	10.00	24.20	242.00
Aldrees Petroleum	37.50	29.10	8.40	28.87
United Int Trns	67.00	53.50	13.50	25.23

Top Losers

Company	31 Jul	30 Jun	Change	%Chg
Abdullah Al Othaim	48.00	59.00	-11.00	-18.64
Bank Al Bilad	21.70	25.90	-4.20	-16.22
SABB Takaful	90.00	106.25	-16.25	-15.29
Tourism Entrprise	33.30	37.80	-4.50	-11.90
Dar Alarkan RealEst	15.70	17.75	-2.05	-11.55

Most Active by Volume

Company	Volume	CMP (SAR)	%Chg
Alinma Bank	512,092,621	13.10	-0.38
Saudi Basic Ind	220,832,390	69.25	10.36
S Arabian Mining	154,533,264	15.50	2.65
Saudi Mobile(ZAIN)	146,889,461	11.05	-5.96
Emaar Eco City	145,287,218	10.20	-2.39

Most Active by Value

Company	Value (SAR)	CMP (SAR)	%Chg
Saudi Basic Ind	14,019,873,778	69.25	10.36
Alinma Bank	6,744,766,724	13.10	-0.38
Al Rajhi Co-op Ins	5,273,477,001	83.25	732.50
Rabigh Ref & Petro	2,946,659,331	32.20	14.18
S Arabian Mining	2,330,774,727	15.50	2.65

Please send your feedback to:

Economic Analysis Group, Dun & Bradstreet South Asia Middle East, Dubai - International Financial Centre, PO Box 506511, Dubai, UAE. Tel. +971 4 3695700, Email: eaq@dnbsame.com

© Copyright Dun & Bradstreet South Asia Middle East (D&B SAME); While D&B SAME endeavours to ensure accuracy of information, we do not accept any responsibility for any loss or damage to any person resulting from reliance on it.

To unsubscribe - please write to eaq@dnbsame.com with "Unsubscribe - D&B Insight" in the subject line.